

Facts on Suwon

- **Location** : Southern central area of Gyeonggi-do
- **Population (as of 2014)** : 1,209,169 people
- **Number of foreigners (as of 2013)** : 30,352 people
- **Central part of Gyeonggi-do** : Home to Gyeonggi Province, Suwon District Court, Suwon District Prosecutor's Office, Gyeonggi Provincial Office of Education and Gyeongin Regional Tax Office
- **City of education** : Home to many colleges and universities
- **City of tradition** : Long history and famous for Hwaseong Fortress, designated as a world cultural heritage by UNESCO
- **City of agricultural technology & advanced technology** : Home to the Rural Development Administration (RDA) and Samsung Electronics Co.
- **City of commerce & transportation** : Central commercial area with 10 traditional markets and 6 department stores, junction to Gyeongbu Express Highway and Yeongdong Express Highway
- Source from Suwon City at <http://www.suwon.go.kr/>



07

How to Survive in Korea : Useful Information



- 1) Transportation
- 2) Directions to Ajou
- 3) Driver's License
- 4) Automobiles
- 5) Korean currency
- 6) Using mobile phone
- 7) Electricity
- 8) How to have your hair cut
- 9) Public Safety & Emergency Contact

1. Transportation

Bus

The most popular form of public transportation in Korea is bus. Korea has regular buses, village buses, and city express buses running relatively long distance. Bus fares vary according to region and distance, but generally, regular buses and village buses are around 1,000 won while city express buses are around 2,000 won. In some cases, regular buses and city express buses share bus stops, but village buses have separate stops.

For more information:

Public Transportation Information System: www.tago.go.kr

Subway

Seoul City's subway system is one of the most convenient and fastest systems in the World. Seoul's subway system consists of 10 lines operated by the Seoul Metropolitan Subway Corporation (SMSC) and the Seoul Metropolitan Rapid Transit Corporation (SMRT), and one line run by the Korean National Railroad (KNR). The color-coded subway lines are easily recognizable. The colors of subway line are as follows :



INCHEON, BUNDANG, CHUNGANG
SHIN-BUNDANG, KYEONG-UI, KYEOUNG-CHUN,
GONGHANG, UIJEONGBU, SUIN, EVERLINE

- Nearest Station from Ajou campus : Suwon station
 - Every 10~20 minutes from 05:10
- Homepage : <http://www.seoulmetro.co.kr>

KTX



High-speed railroad usually runs over 200km/h, and South Korea has KTX to also join the file of high-speed railroad countries.

The bullet train (KTX) can be boarded at Gwang-myeong Station. Passengers boarding the KTX at Gwang-myeong Station can arrive in Busan, the

second city of Korea and the main city of Southern region, in about 2 hours. Customer Service Center: 82-1599-7777 (Opening times: 08:00 - 22:00 daily)



- Information : call at 1544-7788 by phone or visit
- Homepage : www.korail.com


Taxi

Korea has regular, deluxe, call, and free interpretation taxis. The deluxe taxis offer more comfort and better service than regular taxis, but are several times more expensive. Most deluxe taxis are black, so they should not be confused for regular taxis.

• Call Taxi

Taxis can also be called to a certain place to pick up passengers. An additional service fee of 1,000 won is charged for calling a taxi. Call taxi service numbers:

	Fare (Won)
	Remark
Regular Taxi 	3,000 (Basic Charge) - Hours between 24:00 ~ 04:00, 20% additional charge to be added
Deluxe Taxi 	4,500 (Basic Charge) - Car phone service - Receipt and free interpretation service provided (Required) - No additional charge during midnight hours - Credit cards accepted

	Fare (Won)
	Remark
Jumbo Taxi (Up to 9 people) 	4,500 (Basic Charge) - Car phone service - Receipt and free interpretation service provided (Required) - No additional charge during midnight hours - Credit cards accepted

• **International Call Taxi (runs 24hours) 1644-2255**

If necessary, free interpretation can be provided through pick-up-phones. If the passenger requests interpretation service, a 3-way line is set up among the passenger, driver, and interpreter. Interpretation is provided for 3 different languages(English, Chinese, Japanese).



Traveling around Suwon

The easiest way to go to a place in Suwon is to take a city bus at the bus stop in front of our school. There you can find many city buses which take you almost everywhere in Suwon. The fare for a city bus is 1,200 Won(With card : 1,100). If you are in hurry, the best way is to take a taxi. You may find taxies in front of Ajou University Hospital. The basic taxi fare is KRW 3,000 up to 1.8 Kilometers. The fare will go up depending on the distance and the time.

Traveling outside of Suwon

• **Highway Bus (Coach)**

The express bus terminal, where you can ride on the Express bus to almost every part of the country, is located in Suwon. It usually takes 25 minutes from our school to bus terminal by city bus.

• **Train**

The national railroad has a station in Suwon. It takes 25 minutes by city bus to reach Suwon Station. You can ride on the school bus or a city bus to the station at the bus-stop in front of the university. At the Suwon station you can get on the trains heading almost every part of the country or on the subway that connects to the subway lines in Seoul.

About a transportation card

In case, you use a transportation card you can get a little discount. For convenience, transportation function is already transplanted in your student ID card. You will see a machine that will count your fare and the thing you should do is just put your card near that machine. It can be charged at the convenience stores and every station of subway.

2. Directions to Ajou

Direction to Ajou University from the Incheon airport

1. Arrival at Incheon Airport (International Arrival, 1F)
2. Go to EXIT No. 7 (International Arrival, 1F)
3. Take the airport limousine (Suwon) heading to "Suwon Hotel Castle" at 7A Bus Stop (Gyeonggi). (KRW 12,000 / approx. USD12)
4. Stop at East Suwon (in front of "Hotel Castle", the last bust stop)
5. Take a taxi to Ajou University from Hotel Castle. (about 3000 Won/ USD 3)

“아주대학교 기숙사 화홍관으로 가주세요.”
Please drive me to Ajou University Dormitory (Hwa-hong Hall)

- * Bus tickets are sold at the airport (Exit No. 7), but the driver will also accept the cash directly when boarding.
- * Incheon Airport Information Desk: 032-741-0114
- * Please refer <http://www.ajou.ac.kr/en/visit/visit03.jsp> for more information.

Airport Limousine Bus to Suwon

Item	Incheon International Airport	Gimpo Airport(Domestic)
Service hours (Every 15-20 min.)	Suwon Hotel Castle (6:30 AM ~ 10:00 PM)	Suwon Hotel Castle (6:30 AM ~ 10:00 PM)
Where to get on	Exit No. 7A Bus Stop, Incheon Int'l Airport ↔Suwon (Hotel Castle)	Bus Stop: 9 Gimpo Airport ↔Suwon (Hotel Castle)
The Time required	90 min.	90 min.
Transportation Expenses	One way 12,000 won	One way 6,000 won

- * Bus Company Contact : 031-217-9600

Direction to Ajou from Seoul and Suwon Station

Bus No.	13-4, 730, 11-1, 720-2, 7	1,200 won (Cash) 1,100 won (Card)
Class	Suwon Station ↔ Ajou (Local Bus)	
Service Hours	04:40 ~ 22:40 (10min.)	
Where to get on	Suwon Station Bus Stop	

Bus No.	1007-1	2,100 won (Cash) 2,000 won (Card)
Class	Jamsil ↔ Suwon	
Service Hours	05:00 ~ 22:20 (20 min.)	
Where to get on	Jamsil Station intersection (Gate No. 6)	

Bus No.	7000, 7001	2,100 won (Cash) 2,000 won (Card)
Class	Sadang ↔ Suwon	
Service Hours	05:00 ~ 23:10 (10 min.)	
Where to get on	The front of Sadang Subway Station (Gate No. 4)	

Bus No.	8800	2,500 won (Cash) 2,400 won (Card)
Class	Seoul Station ↔ Suwon	
Service Hours	04:50 ~ 23:30 (15-25min.)	
Where to get on	Transit transfer center if Seoul Station	

3. Driver's License

Exchanging
foreign license
into Korean
license

• Application method

You need to submit necessary documents at any of the 26 National Driver's License Test Centers.

• Required Documents:

1. Your original foreign driver's license [Your driver's license in your home country will be retrieved by the test center when your domestic license is issued.]
2. Confirmation of your driver's license from your Embassy
3. Authentication of the translation of the foreign license. [Unnecessary of the contents of the license are in English]
 - If the translated text does not have an issue date and validity period, you need to submit documents with the issue date and validity period issued by the same administrative body as the license issuer.
4. Certificate of immigration and passport
 - The foreign license will be considered valid only if it can be proved from the certificate of immigration or passport that you have stayed in the country in that you were issued the license for more than 90 days.
5. Alien Registration Card
6. 3 Photos of yourself (3cm by 4cm)
7. Commission: Physical examination fee KRW 5,000, License fee KRW 6,000, Brief information / training session KRW 6,000

• Acquiring a New License

If you wish to acquire a driver's license in Korea, you need to pass the written and driving test [practical examination] at any of the 26 National Driver's License Test Centers and follows a string of procedures.

• Procedure

After applying for and taking the written examination, you need to attend the safety education session. After the safety education session, you can move on to the practical examination (driving test). If you pass the driving test, you will be issued a learner's permit. After 10 hours of driving practice with a license holder who meets certain qualifications (for more information consult the Driver's License Agency). After the required hours of practice, you qualify to take the road course test. Once you have passed the road course test, you will be issued an official driver's license.

- The written examination is provided in both PBT (Paper Based Test) and CBT (Computer Based Test) forms. The CBT is provided in English, Japanese and German, and the PBT is provided in English, Japanese, German, Chinese, French, Vietnamese, Thai and Indonesian. But applying and taking the foreign language written exam may differ between test centers (agencies), so you must check in detail before you apply.
- After the written exam, you can register at a Driver's License Agency-approved Driving Academy to take you through the process.

For further information

Tel. 1577-1120 (09:00 ~ 18:00)

or log on to the website:

<http://dl.koroad.or.kr/license/en/index.jsp>

The closest Test Center from Ajou University is the Gangnam National Driver's License Test Center, located in front of exit no. 1 of Samsung Station, subway line no.2 (Green Line) You can take bus in front of the GS convenience store (no. 3007) and transfer to the subway



4. Automobiles

Automobiles
Registering your
Foreigner-
Owned-Vehicle

Prepare the documents as listed below and submit it to the Vehicle Registration Office of SUWON.

- For further details, contact the Vehicle Registration Office of SUWON (031-228-4343), or visit the webpage: <http://car.suwon.go.kr/>

5. Korean Currency

Korean Currency

Korean currency includes both coins and bills in the following denominations.

• Coins

10 won, 50 won, 100 won, 500 won



• Bills

1,000 won, 5,000 won, 10,000 won, 50,000 won



• Checks

Bills in denominations over 100,000 are in the form of checks. When you actually use a check, you will generally be required to endorse it with your name, address/phone number, or ID number. You may also be requested to present your ID card.

6. Using the mobile phone

Getting a mobile phone

There are 2 kinds of mobile phone that foreigners can use in Korea. One is Pre-paid type and another is After-pay phone. You can get one in any mobile phone agency anywhere.

How to buy:

You should bring your alien registration card.
(Copy of bank book in case of After-pay phone)

- A. Second-handed phone price is about 30,000-70,000 Won.
- B. New one's price is between 200,000-500,000 Won.

Using Procedure:

- A. After charging some money (ex)30,000 or 60,000 won) you want, you can use it.
- B. If you don't pay for your charged bill, you have to pay it next month.

- * * The phone will not need to be returned once after you purchase.
- * * The fee will be depend on what payment system did you subscribe.

* Mobile Service Companies Contact:

SK Telecom	www.tworld.co.kr / 080-2525-011 (Eng)
KT olleh	www.olleh.com / 016-1583 (Eng, Chi, Jap)
LG Uplus	www.uplus.co.kr / 080-019-7000 / 1544-0010

Mobile Rental Services

People who travel for a short period of time can use mobile phone rental services. It is required to pay a rental fee and a refundable deposit along with the actual phone charge. There is no minimum amount for the phone charge, and since it is paid from the prepaid card, so there is no need to get a bill later. The phone charge gets deducted from the prepaid card when a call is finished, and users can buy another card or recharge their cards when they used up all amount of the prepaid cards. Users should pay attention to the validation period of the prepaid card because a card cannot be used after the validation period is passed.

- * Rental Phone (<http://smartel.co.kr> Tel. 1566-0212)

Public Phones

Item	Details	Charge
Price for Purchase	Motorola ATRIX (3G is available, S2 level)	90,000 won (VAT separately)
Price for Rental		700 won (VAT separately)
Start-up fee		30,000 won
Calling Plan	Vary	12,000 won-55,000 won
Additional service	SMS	15 won/message
	caller identification presentation supplementary service	Free

Korea has two types of public phones; coin phones and pre-paid card phones. International calling cards must be purchased at telephone offices or banks to make international calls with public phones. International calling cards have dial-up numbers and must not be inserted into the phone slot. At the airport, international calls can be made with ordinary pre-paid phone cards or coins. These special pay phones are marked with a blue sticker that reads, "For International Use."

• Area Number

Seoul 02 / Gyeonggi 031 / Incheon 032 / Gangwon 033 /
Chungnam 041 / Daejeon 042 / Chungbuk 043 / Busan 051 / Ulsan
052 / Daegu 053 / Gyeongbuk 054 / Gyeongnam 055 / Jeonnam 061
/ Gwangju 062 / Jeonbuk 063 / Jeju 064

- * Exceptions: Gwangmyeong / Gwacheon in Gyeonggi (02), Bucheon in Gyeonggi (032)
- * Information: 080-2580-101



7. Electricity

Electricity



Voltage level has been converted to 220V in most buildings. You will need to check out the voltage requirements before you move into your new residence.

8. How to have your hair cut

How to get your hair cut

Koreans get their hair cut at beauty salons and barber shops. Recently, beauty salons have been outnumbering barber shops, and it is quite common for men to have their hair cut at beauty salons instead of barber shops. The fee varies according to shop, but it is usually around 10,000 won.



9. Public Safety & Emergency Contact

Public Safety & Emergency Contact

Korea is generally a safe place. Possession of firearms is not allowed in the country so the chance of meeting someone with a gun is highly unlikely.

- * International Crime Reports or Consultation: 111
- * Traffic Accident Hotline: 112 (no area code is required)
- * Emergency Rescue: 119 (no area code is required)



08

Life in Korea



- 1) Shopping
- 2) Tips for Dining-out in Korea
- 3) Cultural Sites